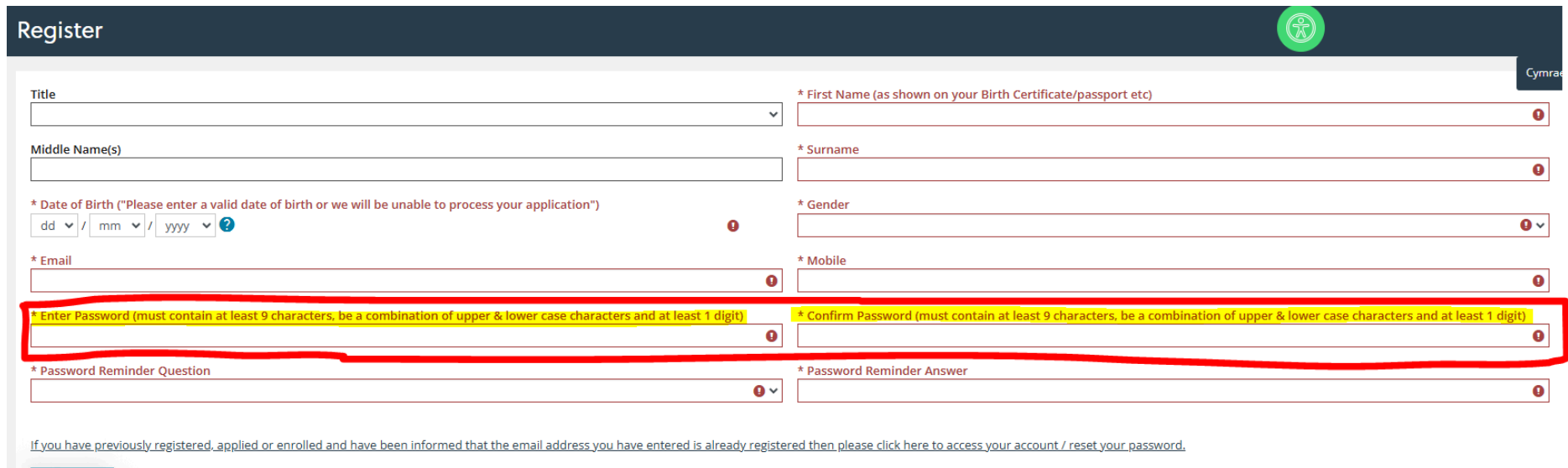


# How to Login to Your Online Portal

**Step 1:** You should have already created an account with us when applying for a course at Coleg Cambria.

- If this is the case then you need to make note of the **'Password'** you entered on the 'Create an account' page when you were creating your account:



The screenshot shows a registration form titled "Register" with a green circular logo in the top right corner. The form contains several input fields for personal information. The "Date of Birth" field is a date picker with "dd", "mm", and "yyyy" dropdowns. The "Email" and "Mobile" fields are text inputs. The "First Name", "Surname", "Password", and "Confirm Password" fields are text inputs. The "Password" and "Confirm Password" fields are highlighted with a red border and a yellow background. The "Password" field has a red exclamation mark icon to its right. Below the form, there is a link: "If you have previously registered, applied or enrolled and have been informed that the email address you have entered is already registered then please click here to access your account / reset your password."

**Register**

Cymraeg

Title

Middle Name(s)

\* Date of Birth ("Please enter a valid date of birth or we will be unable to process your application")  
dd / mm / yyyy ?

\* Email

\* Mobile

\* First Name (as shown on your Birth Certificate/passport etc)

\* Surname

\* Gender

\* Enter Password (must contain at least 9 characters, be a combination of upper & lower case characters and at least 1 digit)

\* Confirm Password (must contain at least 9 characters, be a combination of upper & lower case characters and at least 1 digit)


\* Password Reminder Question

\* Password Reminder Answer

[If you have previously registered, applied or enrolled and have been informed that the email address you have entered is already registered then please click here to access your account / reset your password.](#)

**Please note:** When you created an account you would have also received your username to the email address you entered when creating an account above

- **Step 2:** You should then be able to login using these credentials above to either complete '**Stage 2**' of your Cambria application, or to just log in to your online portal by entering your username and password into the below screen:



## Welcome to Coleg Cambria's Online Portal

Here you can apply or enrol online for courses from across all our sites. Click on one of the options below to begin.

### Create an account

If you have not previously applied or studied with us, create a new account here.


[Need Help?](#)

**CREATE AN ACCOUNT**

### Sign in to your account

If you already have an account, sign in here.

[Need help?](#)

Username/Email 

Password


[Forgot Password?](#)

**SIGN IN**

### Currently studying with us?

If you are currently studying with us you can use your issued student Gmail account details to sign in here.

[Need Help?](#)


 **COLLEGE LOGIN**

For help and support please email [gsi-support@cambria.ac.uk](mailto:gsi-support@cambria.ac.uk)  
Any issues with resetting your password please email [lifs@cambria.ac.uk](mailto:lifs@cambria.ac.uk)

# Existing Learners

If you have an active student Gmail account setup then you can use the '**Currently studying with us?**' box shown below and click on the 'College Login' button:

***Once you have entered your student account email address Student Gmail you will redirect to the Gmail login screen.***



**Welcome to Coleg Cambria's Online Portal**

Here you can apply or enrol online for courses from across all our sites. Click on one of the options below to begin.

**Create an account**

If you have not previously applied or studied with us, create a new account here.


[Need Help?](#)

**CREATE AN ACCOUNT**

**Sign in to your account**

If you already have an account, sign in here.

[Need help?](#)

Username/Email 

Password


[Forgot Password?](#)

**SIGN IN**

**Currently studying with us?**

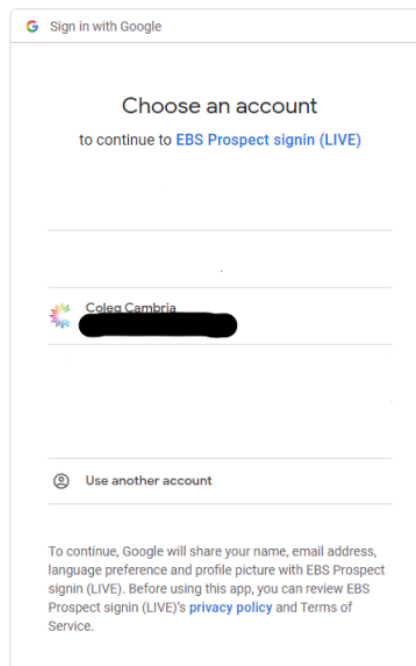
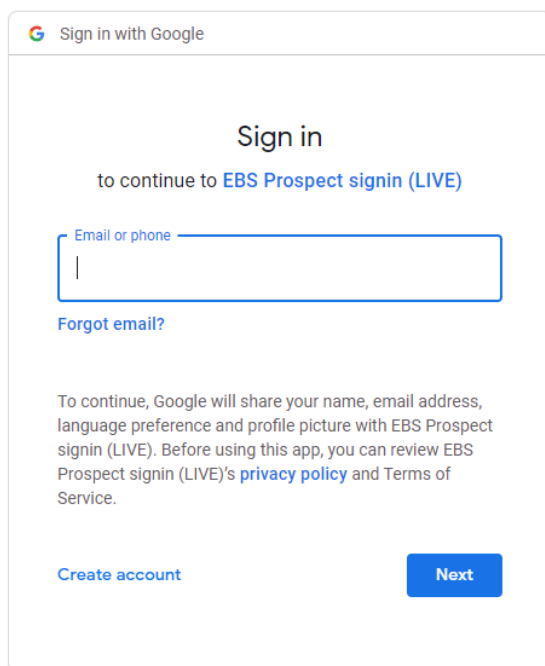
If you are currently studying with us you can use your issued student Gmail account details to sign in here.

[Need Help?](#)

 **COLLEGE LOGIN**

This login uses your Student **Gmail account**.

- To sign-in use your Gmail Email Address: **{personcode}@cambria.ac.uk** followed by the password that was given when starting a course at Cambria. Default password is a key followed by the date of birth eg 'xyz01/01/1990'
- **See the screenshot on the left, however if you are already logged into a Chromebook or to the Google Chrome browser then you will see the right side screenshot where it should show a Gmail account to choose from:**



Once you have been able to login with your Student Gmail account it should take you to your learner hub homepage.

**PLEASE NOTE:** If you have either forgotten your Gmail password or changed it from the default one that was given to you when you started your Cambria course then you will need to contact the IT team and their email address is [ithelpdesk@cambria.ac.uk](mailto:ithelpdesk@cambria.ac.uk)  
**ALTERNATIVELY:** You will need to speak to your course tutor or pop into the Learning Zone (Library) at any of our College sites and a member of the team will be able to assist you with your student account issue.